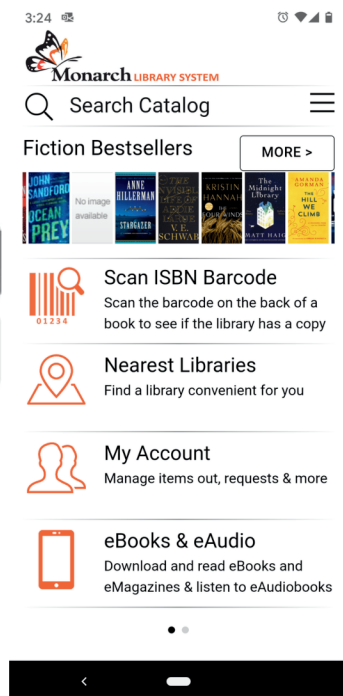


Get Started!

- Search for Monarch2Go in your app store, and download the app
- Tap on "My Account"
- Tap on "Sign In"
- Log in with your library card # and pin # (last 4 digits of your phone #)
- Tap the boxes if you would like to remember your login info and receive notifications on your device
- Tap "Log In"



130 Division St.
Plymouth, WI 53073



920-892-4416
Fax: 920-892-6295



plref@monarchlibraries.org



@PlymouthLibrary



@PlymouthLibraryWI



Monarch2Go App

Take your library on-the-go!

Search/Browse

Place Holds

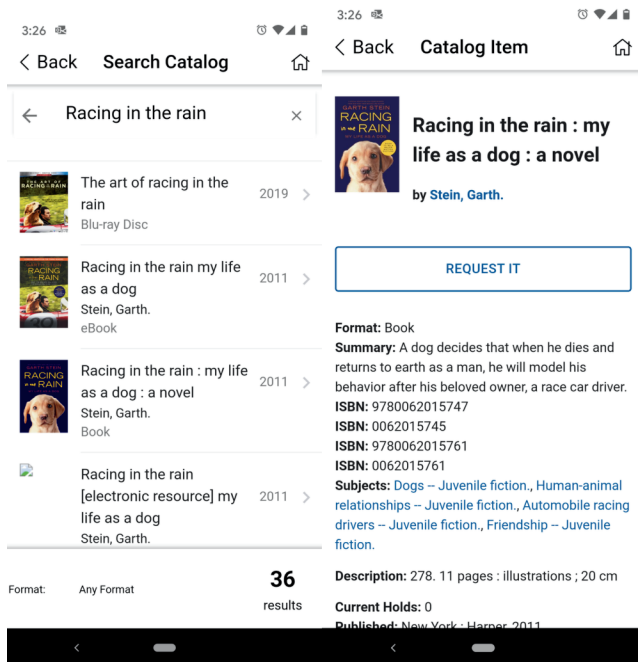
Outdoor Locker Request

Renew items

Save your library card
and more!

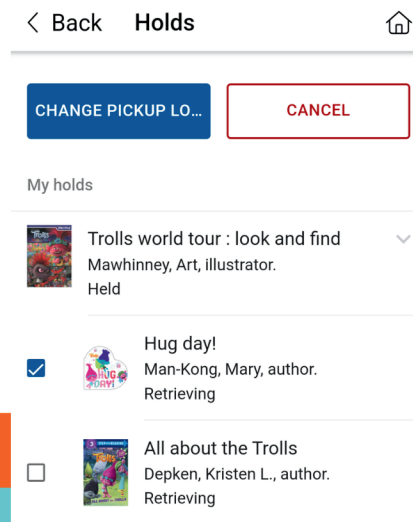
Place Holds

- From the main screen, search the catalog for your item
- Tap on the search result that you would like to request
- Tap “Request It”
- Select your pick-up location, and tap “Place Hold”
- We will notify you when your hold arrives at the library



Choose the Outdoor Lockers for pickup

- When you place your holds, choose “Plymouth Lockers” as your pickup location
- If an item hasn’t shipped or been received at the library you can change the pickup location using the App
- From the main screen, tap on “My Account”
- Tap on “Holds” or “Requests”
- Tap on “Select” then tap “Change Pickup Location”
- Tap to check the box next to any holds you would like to pick up in the lockers
- Then tap the blue “Change Pickup Location” box and choose “Plymouth Lockers”
- If the item has changed to shipped or held you can use a web browser to change the pickup location at monarchcatalog.org or give us a call at 920-892-4416.



Never forget your library card again!

- From the main screen, tap on My Barcode - it's that easy!

